FREE CROCHET TUTORIAL

Suzette Stitch Crochet

How to crochet the Suzette stitch, plus a striped baby blanket in 2 sizes · US terms

SKILL LEVEL	PRACTICE	YARN
Beginner	**Baby blanket, 2 sizes**	**DK (#3), 3 colours**
HOOK	**STITCHES**	**TIME**
4.5 mm (US 7)	**ch, sc, dc**	**About 12 / 18 hours**

Materials

- DK (#3) yarn, stroller: 540 yd cream, 230 yd sage, 120 yd blush
- Crib: 820 yd cream, 350 yd sage, 180 yd blush
- 4.5 mm (US 7) hook, tapestry needle

Abbreviations (US terms)

ch	chain	**dc**	double crochet
sc	single crochet	**(sc, dc)**	a single and a double crochet worked into the same sti

Gauge: 16 sts and 14 rows = 4 in (10 cm) in Suzette stitch, a typical DK value.

Blanket, Stroller

Foundation	With cream, ch 106.	
Row 1	(Sc, dc) in the 2nd ch from the hook, *skip 1 ch, (sc, dc) in the next ch*; repeat to the last 2 ch, skip 1 ch, sc in the last ch (52 pairs + 1 sc = 105 sts). Turn.	**(105)**
Row 2	Ch 1 (doesn't count as a st), (sc, dc) in the first sc, *skip the next dc, (sc, dc) in the next sc*; repeat to the last 2 sts, skip the dc, sc in the last sc. Turn.	**(105)**
Rows 3–106	Repeat row 2 in stripes: 8 rows cream, 2 rows sage, 2 rows blush, 2 rows sage, then repeat the stripes, ending with 8 rows of cream. Change colour on the last yarn over of the last st of a row. The blanket measures about 30 in (77 cm).	**(105)**
Border	With cream, work 1 round of sc all round: 105 sc along the top and bottom, about 159 sc down each side (3 sc for every 2 rows) and 3 sc in each corner. Join with a sl st.	**(536)**
Finish	Weave in the ends along the stripe edges and block lightly.	

Blanket, Crib

Foundation	With cream, ch 130.	
Row 1	(Sc, dc) in the 2nd ch from the hook, *skip 1 ch, (sc, dc) in the next ch*; repeat to the last 2 ch, skip 1 ch, sc in the last ch (64 pairs + 1 sc = 129 sts). Turn.	**(129)**

Row 2	Ch 1 (doesn't count as a st), (sc, dc) in the first sc, *skip the next dc, (sc, dc) in the next sc*; repeat to the last 2 sts, skip the dc, sc in the last sc. Turn.	**(129)**
Rows 3–134	Repeat row 2 in stripes: 8 rows cream, 2 rows sage, 2 rows blush, 2 rows sage, then repeat the stripes, ending with 8 rows of cream. Change colour on the last yarn over of the last st of a row. The blanket measures about 38 in (97 cm).	**(129)**
Border	With cream, work 1 round of sc all round: 129 sc along the top and bottom, about 201 sc down each side (3 sc for every 2 rows) and 3 sc in each corner. Join with a sl st.	**(668)**
Finish	Weave in the ends along the stripe edges and block lightly.	

What's exact, what's calculated

Exact	Every stitch modelled: same count every row, every pair in an sc, whole stripe repeats.
Calculated	Stitches, rows, border and yarn from the gauge.
Assumed	The gauge.

How to Crochet the Suzette Stitch

(sc, dc) in one stitch, skip one · rows of little leaning clusters

1 · Sc



Work a single crochet in the stitch (on row 1, in the 2nd ch from the hook).

2 · Dc in the SAME stitch



Yarn over and work a double crochet into that same stitch: one (sc, dc) pair.

3 · Skip 1

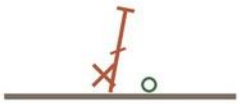

Skip the next stitch. On the following rows the skipped stitch is always a dc.

4 · Repeat

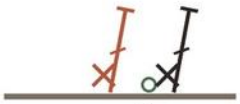

(Sc, dc) in the next stitch, skip 1, across. End with a single sc in the last stitch.

cozymakery.com

Suzette Stitch · Chart

13 sts × 6 rows · every row: (sc, dc) in each sc, skip each dc, sc in the last st

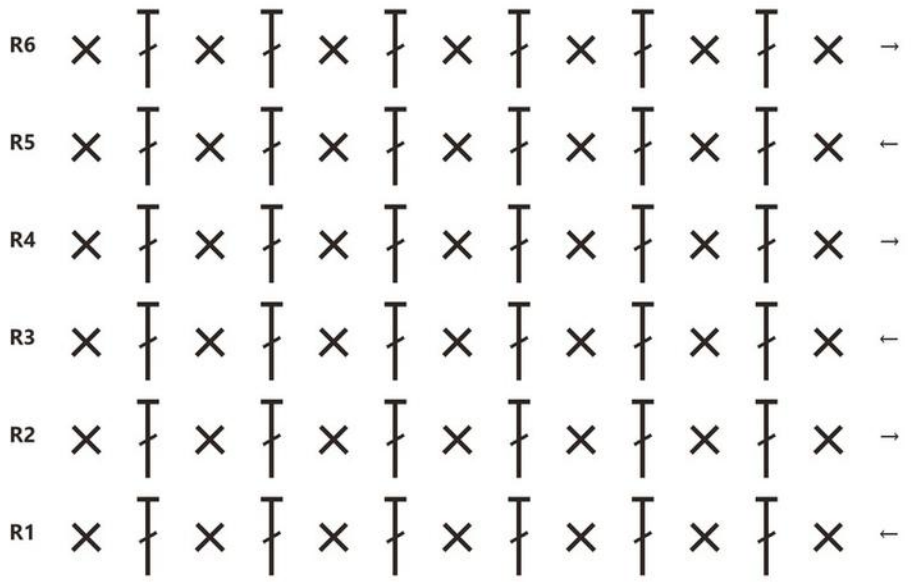

X = sc · T with a bar = dc · each X and the T beside it are worked into the SAME stitch of the row below

Every pair goes into the sc of a pair below, so the clusters stack and lean the same way.

cozymakery.com

Suzette Stitch Baby Blanket · Stroller

105 sts × 106 rows · stripes 8 cream / 2 sage / 2 blush / 2 sage, repeated

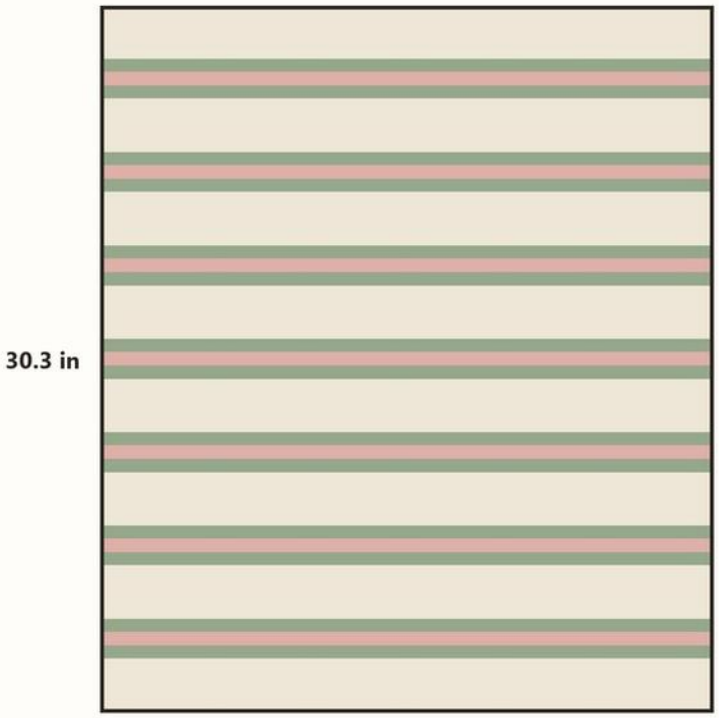

Border: 1 round of sc in cream, 536 sts (3 sc in each corner).

Colour changes on the last yarn over of the row before the new stripe.

cozymakery.com

Suzette Stitch Baby Blanket · Sizes

DK (#3) soft cotton blend · 4.5 mm (US 7) hook · gauge 16 sts × 14 rows = 4 in in Suzette stitch

Size	Finished	Start	Sts per row	Rows	DK: cream / sage / blush
Stroller	26 × 30 in (66 × 76 cm)	ch 106	105 (52 pairs)	106	540 / 230 / 120 yd
Crib	32 × 38 in (81 × 97 cm)	ch 130	129 (64 pairs)	134	820 / 350 / 180 yd

Any width: chain an even number (an odd number of stitches + 1). Sizes before the border.

cozymakery.com