FREE CROCHET PATTERN

Newborn Bear Hat

Top-down hdc hat with a ribbed brim and little bear ears · Preemie / 0–3 m / 3–6 m · US terms

SKILL LEVEL	SIZES	HOOK
Easy	**Preemie / 0–3 m / 3–6 m**	**4 mm (US G-6)**
YARN	**GAUGE**	**YARN PER HAT**
DK (#3) baby yarn	**4 hdc × 3 rounds = 1 in**	**34 yd / 46 yd / 58 yd**

Materials

- DK (#3) baby acrylic or cotton: 34 yd / 46 yd / 58 yd
- 4 mm (US G-6) hook, tapestry needle

Abbreviations (US terms)

ch	chain	**fpdc**	front post double crochet
hdc	half double crochet	**bpdc**	back post double crochet
sc	single crochet	**MR**	magic ring

Numbers are Preemie / 0–3 months / 3–6 months. Work in joined rounds; the ch 2 at the start of each round does not count as a stitch. Measure the baby's head if you can: the hat should be about 2 in smaller, because hdc stretches.

Hat

Round 1	Make a magic ring, ch 2 (doesn't count), 8 hdc into the ring. Join to the first hdc.	**(8)**
Round 2	Ch 2, 2 hdc in each st around. Join.	**(16)**
Round 3	Ch 2, (hdc in the next st, 2 hdc in the next st) 8 times. Join.	**(24)**
Round 4	Ch 2, (hdc in the next 2 sts, 2 hdc in the next st) 8 times. Join.	**(32)**
Round 5	Ch 2, (hdc in the next 3 sts, 2 hdc in the next st) 8 times. Join.	**(40)**
Round 6	Preemie: ch 2, hdc in each st around, join (40). 0–3 m and 3–6 m: ch 2, (hdc in the next 4 sts, 2 hdc in the next st) 8 times, join (48).	**(40 / 48 / 48)**
Round 7	Preemie and 0–3 m: ch 2, hdc in each st around, join. 3–6 m: ch 2, (hdc in the next 5 sts, 2 hdc in the next st) 8 times, join (56).	**(40 / 48 / 56)**
Even rounds	Ch 2, hdc in each st around, join. Repeat until you have 12 / 15 / 17 rounds in total.	**(40 / 48 / 56)**
Brim 1	Ch 2, (fpdc around the next st, bpdc around the next st) around. Join.	**(40 / 48 / 56)**
Brim 2	Ch 2, work fpdc around each fpdc and bpdc around each bpdc. Join and fasten off.	**(40 / 48 / 56)**

Ears (make 2)

Round 1	Make a magic ring, 6 sc into the ring.	**(6)**
Round 2	2 sc in each st around.	**(12)**
Rounds 3–4	Sc in each st around.	**(12)**
Finish	Fasten off with a long tail. Flatten the ear (don't stuff) and sew it to the hat between Rounds 4 and 7, about 2 in either side of the centre.	

Newborn Bear Hat · Crown Chart

One eighth of the crown (repeat 8 times). Each round adds 8 hdc until the size you need, then work even.

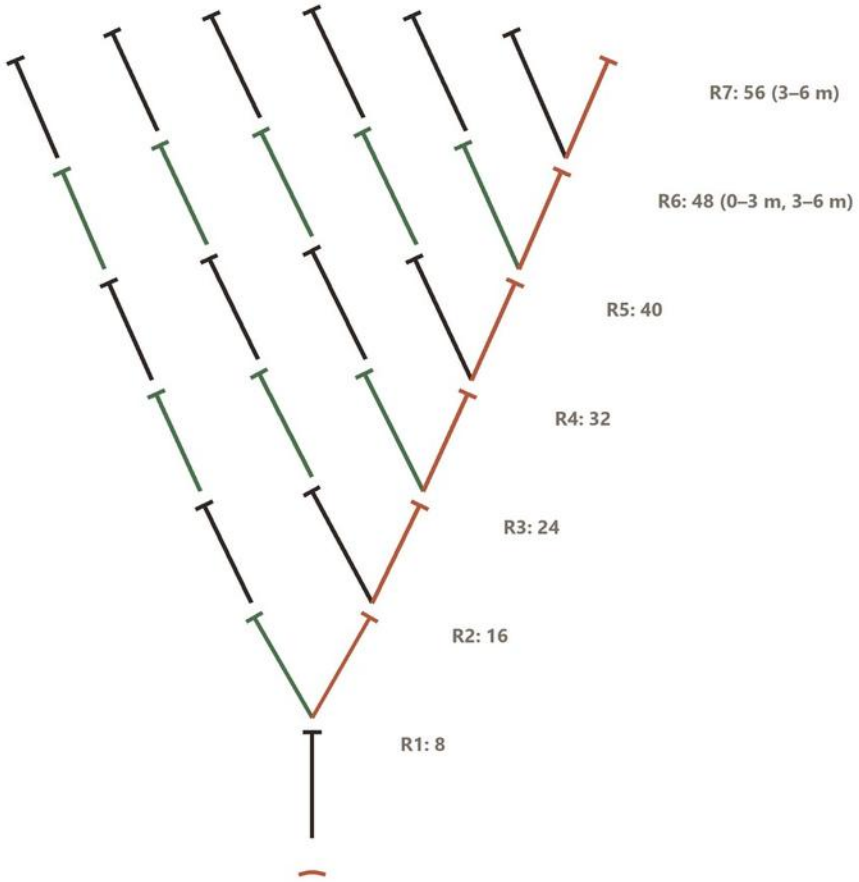

T = hdc orange T = the 2nd hdc of an increase (2 hdc in one st) · ch 2 at the start of each round doesn't count

Brim: 2 rounds of (fpdc, bpdc) for a stretchy rib · cozymakery.com

Sizes

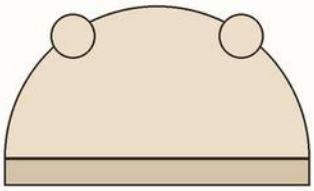

Preemie

head 12 in · hat 10 in around · 5 in tall

40 sts · 12 hdc rounds + 2 rib · 34 yd DK

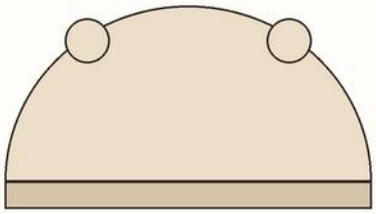

0–3 months

head 14 in · hat 12 in around · 5.75 in tall

48 sts · 15 hdc rounds + 2 rib · 46 yd DK

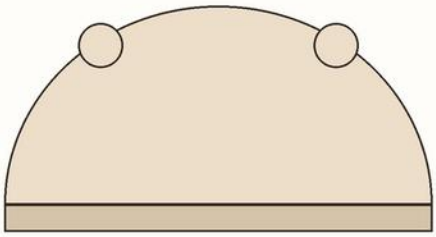

3–6 months

head 16 in · hat 14 in around · 6.5 in tall

56 sts · 17 hdc rounds + 2 rib · 58 yd DK