FREE CROCHET PATTERN + TUTORIAL

# Moss Stitch Crochet Blanket

Moss (linen) stitch in sc and ch-1 · striped · Baby and Throw · US terms

| SKILL LEVEL | SIZES | HOOK |
|---|---|---|
| Easy | Baby 31.2 x 37 in · Throw 51.2 x 61 in | 5.5 mm (US I-9) |

| YARN | GAUGE | STITCHES |
|---|---|---|
| Worsted (#4), 4 colours | 16 sts x 18 rows = 4 in | ch, sc, sl st |

## Materials

- Baby: sage 189 yd, cream 238 yd, dusty rose 189 yd, oatmeal 162 yd
- Throw: sage 532 yd, cream 569 yd, dusty rose 488 yd, oatmeal 488 yd
- 5.5 mm (US I-9) hook, tapestry needle, scissors

## Abbreviations (US terms)

| | | | |
|---|---|---|---|
| **ch** | chain | **sl st** | slip stitch |
| **sc** | single crochet | **st(s)** | stitch(es) |
| **sp** | space | **tch** | turning chain |

Count the sc and the ch-1 spaces as stitches. Each row has the same odd number of stitches and starts and ends with a sc. Change colour every 6 rows at the end of a row.

## Moss stitch

| | |
|---|---|
| **Foundation** | Ch an even number: 122 (Baby) / 202 (Throw). |
| **Row 1** | Sc in the 4th ch from the hook (the skipped chs count as the first sc and a ch-1 sp), *ch 1, skip the next ch, sc in the next ch*; repeat from * across. Turn. (121 / 201 sts) |
| **Row 2** | Ch 2 (counts as the first sc), sc in the first ch-1 sp, *ch 1, skip the next sc, sc in the next ch-1 sp*; repeat from * across, sc in the top of the turning ch. Turn. |
| **Row 3** | Ch 3 (counts as the first sc and a ch-1 sp), skip the next sc, *sc in the next ch-1 sp, ch 1, skip the next sc*; repeat from * across, sc in the top of the turning ch. Turn. |
| **Rows 4 on** | Repeat Rows 2–3 until you have 162 / 270 rows, changing colour every 6 rows. |

## Border

| | |
|---|---|
| **Round 1** | Join cream in any corner, ch 1, sc evenly around: 1 sc in each st and sp along the top and bottom, 1 sc in each row end along the sides, 3 sc in each corner. Sl st to the first sc. |
| **Round 2** | Ch 1, sc in each sc around with 3 sc in each corner. Sl st to join and fasten off. |

# Moss Stitch · Stitch Chart

Foundation ch 14 and Rows 1–8 over 13 sts. US terms. Repeat Rows 2–3 for the pattern.




oval = ch  x = sc  stacked ovals = turning chain (counts as a sc)  every sc goes into the ch-1 space below

The sc and ch swap places every row, so the stitches sit like little bricks.

cozymakery.com

# Moss Stitch Blanket · Sizes and Stripes

Stripes of 6 rows: sage, cream, dusty rose, oatmeal, repeated. 2 rounds of cream sc border.



**31.2 x 37.0 in**

## Baby

ch 122 · 121 sts · 162 rows

sage 189 yd · cream 238 yd · dusty rose 189 yd · oatmeal 162 yd



**51.2 x 61.0 in**

## Throw

ch 202 · 201 sts · 270 rows

sage 532 yd · cream 569 yd · dusty rose 488 yd · oatmeal 488 yd

cozymakery.com