FREE CROCHET TUTORIAL

How to Double Crochet

The 4 moves, turning chains, the chain rule and a practice coaster · US terms

SKILL LEVEL	PRACTICE	HOOK
Beginner	**4.5 in coaster**	**5 mm (US H-8)**
YARN	**STITCHES**	**TIME**
Worsted cotton (#4)	**ch, dc, sc**	**20 minutes per coaster**

Materials

- Worsted (#4) cotton: 11 yd per coaster, 33 yd for the washcloth
- 5 mm (US H-8) hook, tapestry needle

Abbreviations (US terms)

ch	chain	**sl st**	slip stitch
dc	double crochet (UK treble)	**yo**	yarn over
sc	single crochet	**st(s)**	stitch(es)

Double crochet: yo, insert hook in st, yo and pull up a loop (3 loops on hook), [yo, pull through 2] twice.

The 4 moves

Move 1	Yarn over.	**(2 on hook)**
Move 2	Insert the hook in the stitch, yarn over and pull up a loop.	**(3 on hook)**
Move 3	Yarn over, pull through 2 loops.	**(2 on hook)**
Move 4	Yarn over, pull through the last 2 loops.	**(1 on hook)**

Practice coaster (4.5 in square)

Chain	Ch 15 (that's 13 sts + 2).	
Row 1	Dc in the 4th ch from the hook (the 3 skipped ch count as the first dc) and in each ch across. Turn.	**(13)**
Row 2	Ch 3 (counts as the first dc), skip the first st, dc in each st across, ending with a dc in the top of the turning ch. Turn.	**(13)**
Rows 3–7	Repeat Row 2. Count 13 sts every row. Don't fasten off.	**(13)**
Border	Ch 1, sc evenly around: 1 sc in each st across the top and bottom, 2 sc in the side of each dc row, 3 sc in each corner. Sl st to the first sc, fasten off and weave in the ends.	**(62)**

Washcloth (8.5 in square)

Chain	Ch 28 (that's 26 sts + 2).	
Row 1	Dc in the 4th ch from the hook (the 3 skipped ch count as the first dc) and in each ch across. Turn.	**(26)**
Row 2	Ch 3 (counts as the first dc), skip the first st, dc in each st across, ending with a dc in the top of the turning ch. Turn.	**(26)**
Rows 3–14	Repeat Row 2. Count 26 sts every row. Don't fasten off.	**(26)**
Border	Ch 1, sc evenly around: 1 sc in each st across the top and bottom, 2 sc in the side of each dc row, 3 sc in each corner. Sl st to the first sc, fasten off and weave in the ends.	**(116)**

How to Double Crochet in 4 Moves

Count the loops on your hook after each move: 2, 3, 2, 1

1 · Yarn over



2 loops on the hook

Wrap the yarn over the hook from back to front before you go into the stitch.

2 · Pull up a loop



3 loops on the hook

Insert the hook into the stitch, yarn over and pull up a loop. Lift it to about the height of 2 chains.

3 · Through 2



2 loops on the hook

Yarn over and pull through the first 2 loops on the hook.

4 · Through 2 again



1 loop on the hook

Yarn over and pull through the last 2 loops. One double crochet done.

cozymakery.com

Where the First Double Crochet Goes

For 13 dc, chain 15: stitches + 2. Count the chains from the hook (the loop on the hook doesn't count).

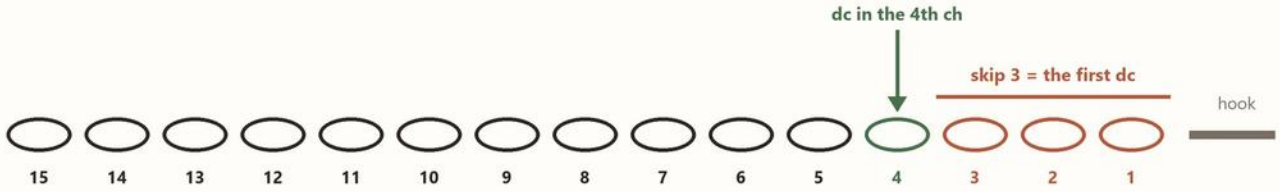

1 (the skipped 3) + 12 dc in chains 4–15 = 13 stitches.

If your turning chain doesn't count, skip 2 and start in the 3rd ch: 13 dc = 13 again.

Double Crochet Rows · Stitch Chart

13 dc a row. The boxed stitch at the start of each row is the ch 3, which counts as a dc.



Row 1 is worked into the chain; Rows 2+ start with ch 3, skip the first st and end in the top of the old ch 3.

Lost a stitch? You skipped the turning ch. Gained one? You worked into the first st.

cozymakery.com

Anatomy of a Double Crochet

US double crochet = UK treble · about as tall as 3 chains

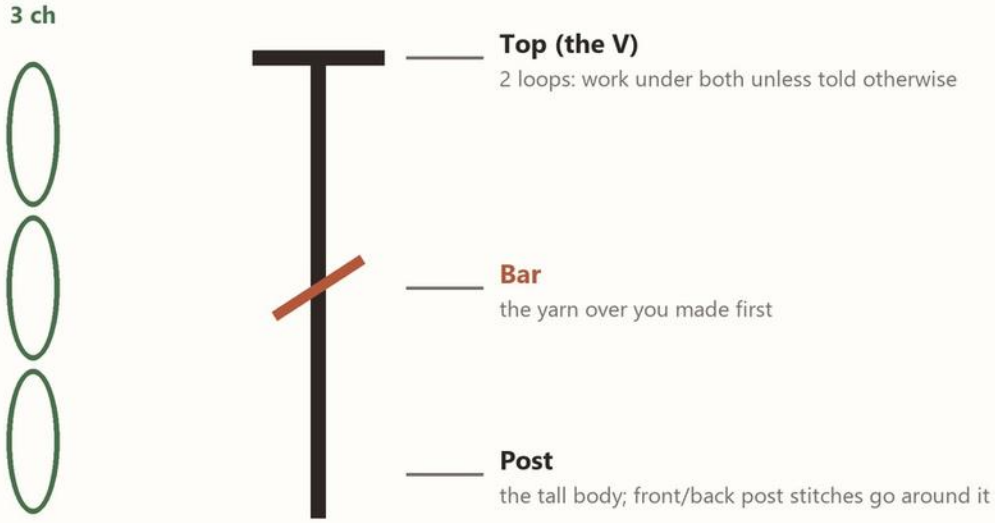

The chart symbol is a T with one bar across the stem: the bar is that yarn over.

How Many Chains for a Double Crochet Piece?

dc = width × stitches per inch · chain = dc + 2 · gauge from typical yarn labels

Yarn	Hook	6 in wide	30 in wide	50 in wide	10 in tall
DK (#3)	4 mm (G-6)	24 dc · ch 26	120 dc · ch 122	200 dc · ch 202	21 rows
Worsted (#4)	5 mm (H-8)	20 dc · ch 22	98 dc · ch 100	162 dc · ch 164	18 rows
Bulky (#5)	6.5 mm (K-10.5)	15 dc · ch 17	75 dc · ch 77	125 dc · ch 127	14 rows
Super bulky (#6)	9 mm (M/N-13)	10 dc · ch 12	52 dc · ch 54	88 dc · ch 90	10 rows

Swatch first: chain 20, work 8 rows, measure the middle 4 in, then use your own numbers.

cozymakery.com