FREE KNITTING PATTERN

Fair Isle Patterns for Beginners

Four easy charts and a cowl to practise them · 20 in around, 9.2 in tall

SKILL LEVEL	PROJECT	NEEDLES
Advanced beginner	**Cowl in the round**	**4 mm (US 6), 16 in circular**
YARN	**GAUGE**	**CHARTS**
DK wool, 4 colours	**24 sts × 27 rounds = 4 in**	**4 motifs, floats ≤ 5 sts**

Materials

- DK (#3) wool (a 'sticky' wool such as Shetland is easiest): navy (main) 186 yd, cream 20 yd, mustard 8 yd, rust 8 yd
- 4 mm (US 6) 16 in circular needle, stitch marker, tapestry needle

Abbreviations (US terms)

k	knit	**rnd**	round
p	purl	**float**	strand carried behind the work
MC / CC	main / contrast colour		

Only two colours are used in any round. Hold one colour in each hand (or both in one hand) and keep the floats loose: spread the stitches on the right needle before each colour change.

Cowl

Cast on	With navy and a 16 in circular needle, cast on 120 sts. Join to work in the round without twisting; place a marker.	**(120)**
Rounds 1–8	(K2, p2) around.	**(120)**
Rounds 9–11	With navy, knit around.	**(120)**
Rounds 12–14	Peerie band: join cream and work the Peerie chart (4-st repeat, 30 times around), reading every round right to left. Break the contrast colour.	**(120)**
Rounds 15–16	With navy, knit around.	**(120)**
Rounds 17–21	Diamond band: join cream and work the Diamond chart (6-st repeat, 20 times around), reading every round right to left. Break the contrast colour.	**(120)**
Rounds 22–23	With navy, knit around.	**(120)**
Rounds 24–27	Zigzag band: join mustard and work the Zigzag chart (6-st repeat, 20 times around), reading every round right to left. Break the contrast colour.	**(120)**
Rounds 28–29	With navy, knit around.	**(120)**
Rounds 30–33	Checks band: join rust and work the Checks chart (4-st repeat, 30 times around), reading every round right to left. Break the contrast colour.	**(120)**
Rounds 34–35	With navy, knit around.	**(120)**

Rounds 36–39	Zigzag band: join mustard and work the Zigzag chart (6-st repeat, 20 times around), reading every round right to left. Break the contrast colour.	**(120)**
Rounds 40–41	With navy, knit around.	**(120)**
Rounds 42–46	Diamond band: join cream and work the Diamond chart (6-st repeat, 20 times around), reading every round right to left. Break the contrast colour.	**(120)**
Rounds 47–48	With navy, knit around.	**(120)**
Rounds 49–51	Peerie band: join cream and work the Peerie chart (4-st repeat, 30 times around), reading every round right to left. Break the contrast colour.	**(120)**
Rounds 52–54	With navy, knit around.	**(120)**
Rounds 55–62	(K2, p2) around.	**(120)**
Finish	Bind off loosely in rib. Weave in ends on the wrong side, then soak and block flat: blocking evens out the stranded stitches.	

Peerie

4-st repeat · 3 rounds

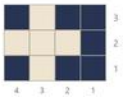

cozymakery.com

Diamond

6-st repeat · 5 rounds

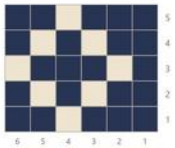

Zigzag

6-st repeat · 4 rounds

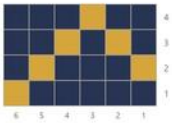

cozymakery.com

Checks

4-st repeat · 4 rounds

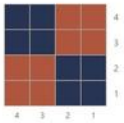

cozymakery.com

Fair Isle Cowl · Full Chart

One 12-st repeat shown, worked 10 times around · read every round right to left, bottom to top

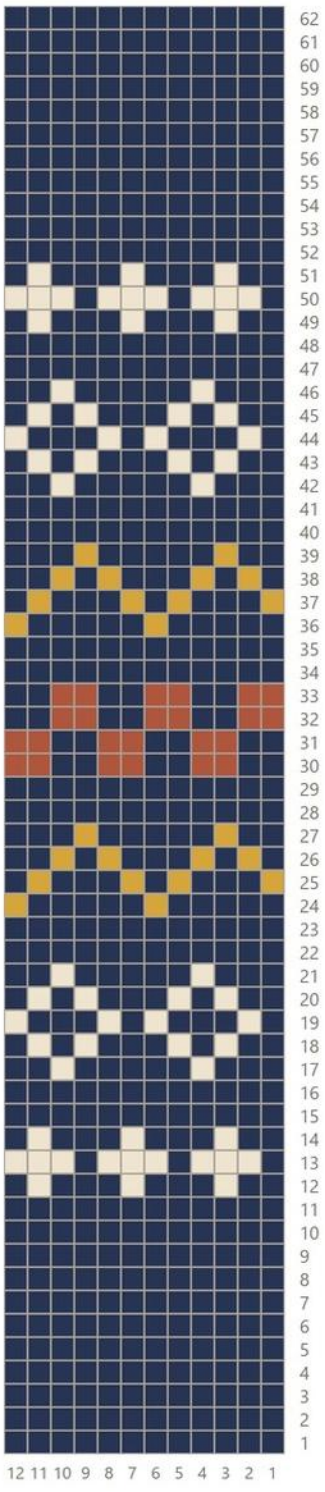

navy = main cream / mustard / rust = contrast · bottom and top 8 rounds: k2, p2 rib in navy

cozymakery.com