FREE CROCHET PATTERN

Easy Crochet Beanie

Top-down half double crochet with a ribbed brim · Child, Adult S/M, Adult L · US terms

SKILL LEVEL	SIZES	HOOK
Easy	Child · Adult S/M · Adult L	5.5 mm (US I-9)
YARN	**GAUGE**	**TIME**
Worsted weight (#4)	13 hdc x 10 rnds = 4 in	One evening

Materials

- Worsted yarn: about 65 / 82 / 100 yd (Child / Adult S/M / Adult L)
- 5.5 mm (US I-9) hook, stitch marker, tapestry needle, optional faux-fur pom-pom

Abbreviations (US terms)

ch	chain	**fpdc**	front post double crochet
hdc	half double crochet	**bpdc**	back post double crochet
2 hdc	2 hdc in the same st	**sl st**	slip stitch

Worked from the top down in joined rounds. The ch 2 at the start of a round does not count as a stitch; work the first stitch into the same st as the join.

Crown: stop increasing at 56 / 64 / 72 sts (Child / Adult S/M / Adult L).

Crown

Round 1	Make a magic ring, ch 2 (does not count as a st), 8 hdc into the ring. Pull the ring tight and join with a sl st to the first hdc.	**(8)**
Round 2	Ch 2, 2 hdc in each st around, join.	**(16)**
Round 3	Ch 2, *hdc in the next st, 2 hdc in the next st; repeat from * around, join.	**(24)**
Round 4	Ch 2, *hdc in the next 2 sts, 2 hdc in the next st; repeat from * around, join.	**(32)**
Round 5	Ch 2, *hdc in the next 3 sts, 2 hdc in the next st; repeat from * around, join.	**(40)**
Round 6	Ch 2, *hdc in the next 4 sts, 2 hdc in the next st; repeat from * around, join.	**(48)**
Round 7	Ch 2, *hdc in the next 5 sts, 2 hdc in the next st; repeat from * around, join.	**(56)**
Round 8	Ch 2, *hdc in the next 6 sts, 2 hdc in the next st; repeat from * around, join.	**(64)**
Round 9	Ch 2, *hdc in the next 7 sts, 2 hdc in the next st; repeat from * around, join.	**(72)**

Body

Next rounds	Ch 2, hdc in each st around, join. Work 7 / 7 / 8 rounds.

Ribbed brim

Brim	Ch 2, *fpdc around the next st, bpdc around the next st; repeat from * around, join. Work 4 / 5 / 5 rounds, always working the fpdc around the fpdc below. Fasten off and weave in the ends.
Pom-pom	Optional: sew a yarn or faux-fur pom-pom to the centre of the crown.

Sizes

Child	head 18–20 in (46–51 cm) · 56 sts · 17.2 in around · 7.8 in tall · 18 rounds
Adult S/M	head 20–22 in (51–56 cm) · 64 sts · 19.7 in around · 8.8 in tall · 20 rounds
Adult L	head 22–24 in (56–61 cm) · 72 sts · 22.2 in around · 9.6 in tall · 22 rounds

Easy Beanie · Stitch Chart

Crown Rounds 1–8 (Adult S/M) read from the centre out, plus the ribbed brim. US terms.

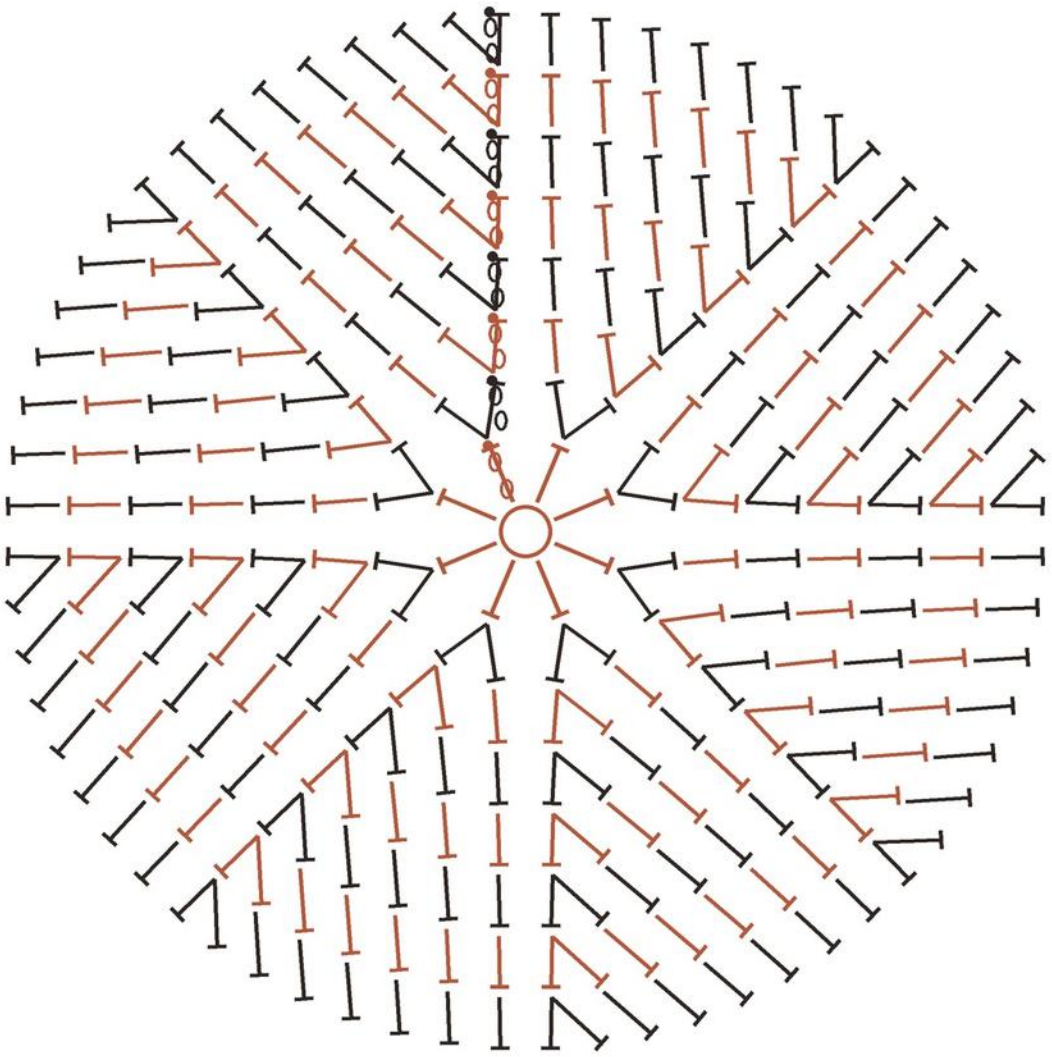

Ribbed brim (any size): 12 stitches of 3 rounds shown

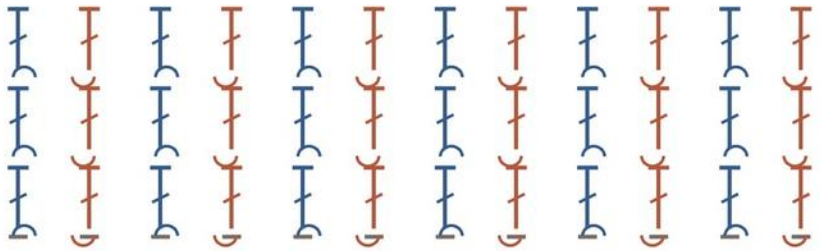

T = hdc two T's from one st = 2 hdc in the same st 2 ovals = ch 2 (does not count) dot = sl st join blue = fpdc, red = bpdc

Counts: R1 8 · R2 16 · R3 24 · R4 32 · R5 40 · R6 48 · R7 56 (Child stops) · R8 64 (Adult S/M stops) · R9 72 (Adult L)

cozymakery.com

Easy Beanie · Sizes

Worsted (#4) yarn, 5.5 mm hook, measured flat. Approximate.



Child	Adult S/M	Adult L
17.2 in around · 7.8 in tall	19.7 in around · 8.8 in tall	22.2 in around · 9.6 in tall
head 18–20 in (46–51 cm)	head 20–22 in (51–56 cm)	head 22–24 in (56–61 cm)
56 sts · 18 rounds · about 65 yd	64 sts · 20 rounds · about 82 yd	72 sts · 22 rounds · about 100 yd

cozymakery.com