FREE CROCHET PATTERN

Crochet Christmas Coasters (Set of Four)

Flat double crochet circle with a shell edge · 4 festive colourways · US terms

SKILL LEVEL	SIZE	HOOK
Easy	About 4.8 in across	4.5 mm (US 7)
YARN	**TIME**	**ROUNDS**
Worsted cotton (#4)	About 20 min each	5

Materials

- Cotton worsted yarn for the set of four: red about 15 yd, cream about 26 yd, green about 14 yd
- 4.5 mm (US 7) hook, tapestry needle, scissors

Abbreviations (US terms)

ch	chain	**sl st**	slip stitch
sc	single crochet	**2 dc**	2 dc in the same st
dc	double crochet	**shell**	5 dc in the same st

Worked in joined rounds from the centre. The ch 3 at the start of a round counts as the first dc. Change colour at the join: pull the new colour through the last sl st.

Coaster

Round 1	Make a magic ring, ch 3 (counts as a dc), 11 dc into the ring. Pull the ring tight and join with a sl st to the top of the ch-3.	**(12)**
Round 2	Ch 3 (counts as a dc), dc in the same st, 2 dc in each st around, join.	**(24)**
Round 3	Ch 3 (counts as a dc), 2 dc in the next st, *dc in the next st, 2 dc in the next st; repeat from * around, join.	**(36)**
Round 4	Ch 3 (counts as a dc), dc in the next st, 2 dc in the next st, *dc in the next 2 sts, 2 dc in the next st; repeat from * around, join.	**(48)**
Round 5	Ch 1, sc in the same st, skip 2 sts, 5 dc in the next st, skip 2 sts, *sc in the next st, skip 2 sts, 5 dc in the next st, skip 2 sts; repeat from * around, join to the first sc. Fasten off. (8 shells)	

Colourways (round by round)

Candy Cane	R1 red · R2 cream · R3 red · R4 cream · R5 red
Evergreen	R1 green · R2 green · R3 green · R4 green · R5 cream
Holly	R1 cream · R2 cream · R3 cream · R4 green · R5 red
Snowfall	R1 cream · R2 cream · R3 cream · R4 cream · R5 red

Finishing

Ends	Weave in the ends on the back, through stitches of the same colour.
Block	Pin flat, mist with water and let dry so the shells sit flat.

Christmas Coaster · Stitch Chart

5 rounds, US terms. Read from the centre out; join every round with a sl st.

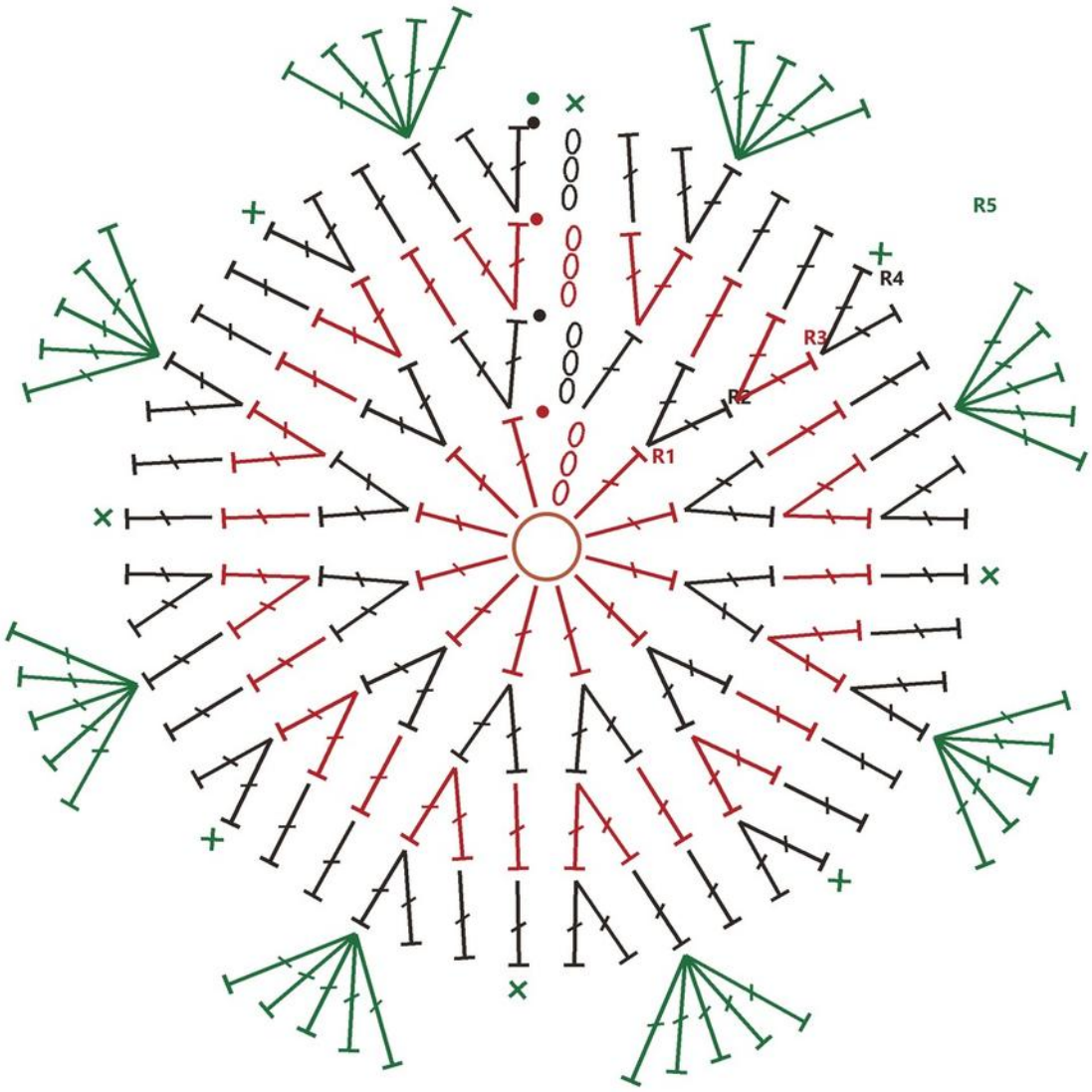

T with a slash = dc two T's from one st = 2 dc in the same st x = sc 5 dc fanning = shell 3 stacked ovals = ch 3 (counts as a dc) dot = sl st

Stitch counts: R1 12 · R2 24 · R3 36 · R4 48 · R5 8 shells

cozymakery.com

Set of Four · Colourways

Same pattern, different colour per round. Each coaster is about 4.8 in (12 cm) across.



Candy Cane

R1 red · R2 cream · R3 red
R4 cream · R5 red

red 7.1 m, cream 5.5 m

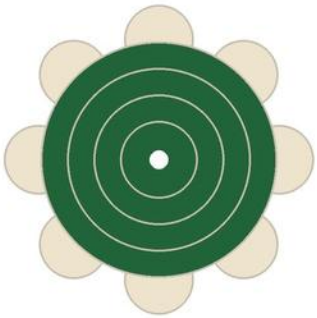

Evergreen

R1 green · R2 green · R3 green
R4 green · R5 cream

green 9.3 m, cream 3.3 m



Holly

R1 cream · R2 cream · R3 cream
R4 green · R5 red

cream 5.7 m, green 3.6 m, red 3.3 m



Snowfall

R1 cream · R2 cream · R3 cream
R4 cream · R5 red

cream 9.3 m, red 3.3 m

cozymakery.com